
















# TECHNICAL FEATURES

 GL-UGL	<b>THICKNESS</b>		<b>50 mm</b>		
 GL-UGL	<b>WATER ABSORPTION</b>	ISO 10545-3 CLASSE BIA ASTM C 373 (E≤0,5%)	<b>COMPLIANT</b>		
 GL-UGL	<b>FROST RESISTANCE</b>	EN 202 ISO 10545-12 ASTM C 1026	<b>FROST RESISTANT</b>		
 GL-UGL	<b>BENDING STRENGTH</b>	ISO10545-4	<b>Size</b>	<b>Size</b>	<b>Size</b>
			9" x 16" ~ 71.673 N	16" x 24" ~ 71.660 N	24" x 24" ~ 70.000N
 GL-UGL	<b>BREAKAGE LOAD F AVERAGE VALUE (N)</b>	ISO10545-4	~ 49.000N/mm <sup>2</sup>	~ 48.500 N/mm <sup>2</sup>	~ 48000N/mm <sup>2</sup>
	<b>MODULUS OF RUPTURE R AVERAGE VALUE (N/mm<sup>2</sup>)</b>		~ 47,5 N/mm <sup>2</sup>	~ 47,5 N/mm <sup>2</sup>	~ 47,00 N/mm <sup>2</sup>
 GL	<b>CHEMICAL RESISTANCE</b>	ISO 10545-13 ASTM C 650	GA-GLAGHA		
 GL-UGL	<b>ANTI-GLISSANT</b>	DIN 51130 R	≥11		
		COEFFICIENTE D'ATTRITO BCR TORTUS	DRY ≥0,60 - WET ≥0,60		
		ASTM C 1028 C.O.F.	DRY ≥0,60 - WET ≥0,60		
		DCOF (BOT 3000) SECTION 9.6 ANSI 137.1 2012)	WET >0,42		
 GL-UGL	<b>SALT RESISTANCE</b>	NaCl	<b>RESISTANT</b>		



# TECHNICAL FEATURES

PORCELAIN PAVERS		Sizes 4"x4"/4"x8"/8"x8"	
 GL-UGL	<b>THICKNESS</b>		<b>65 mm</b>
 GL-UGL	<b>WATER ABSORPTION</b>	ISO 10545-3 CLASSE BIA ASTM C 373 (E<=0,5%)	CONFORME
 GL-UGL	<b>FROST RESISTANCE</b>	EN 202 ISO 10545-12 ASTM C 1026	INGELIVO
 GL-UGL	<b>UNIAXIAL COMPRESSIVE LOADING (N/mm<sup>2</sup>)</b>	UNI EN 1926/2000	132 N mm <sup>2</sup>
 GL	<b>CHEMICAL RESISTANCE</b>	ISO 10545-13 ASTM C 650	GA-GLA GHA
 GL-UGL	<b>ANTI-GLISSANT</b>	DIN 51130 R	≥11
		COEFFICIENTE D'ATTRITO BCR TORTUS	DRY ≥0,60 - WET ≥0,60
		ASTM C 1028 C.O.F.	DRY ≥0,60 - WET ≥0,60
		DCOF (BOT 3000) SECTION 9.6 ANSI 137.1 2012)	WET >0,42
 GL-UGL	<b>SALT RESISTANCE</b>	NaCl	<b>RESISTANT</b>

## PACKING LIST

size (inch)	<b>4x4</b>	<b>4x8</b>	<b>8x8</b>
thickness (cm)	6.5cm	6.5cm	6.5cm
sqft/plt	83	83	83
sqft/box	-	-	-
sqft/pc	0.11	0.22	0.43
boxes/plt	-	-	-
pc/plt	768	384	192
pc/box	-	-	-
pallet (inch)	34x50	34x50	34x50
lb/plt	2,573	2,573	2,573
lb/box	-	-	-
lb/pc	3.35	6.7	13.4
	Basalt Grigio	Basalt Grigio	Basalt Grigio